

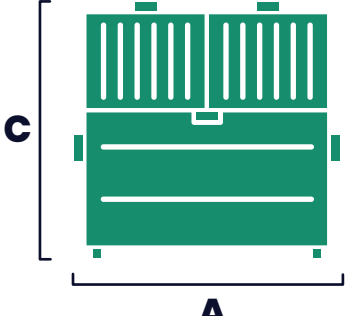


Front End Loader Size Guide


4m³


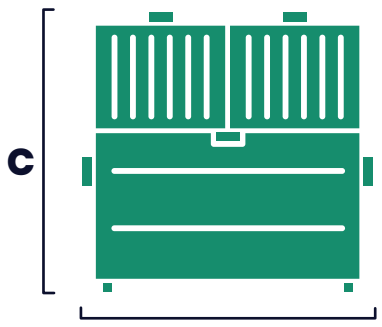
 **x68**



A = 1.7m
B = 1.8m
C = 1.8m


6.1m³


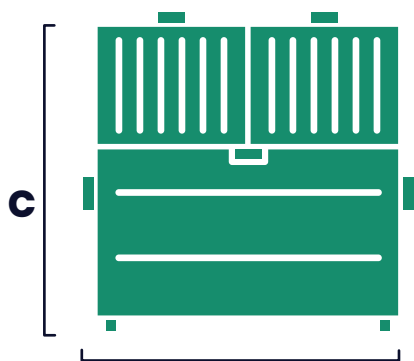
 **x105**



A = 2.1m
B = 1.8m
C = 2m

8m³

 **x138**



A = 2.4m
B = 1.8m
C = 2.8m